

# GADDESBY

KITCHENS



THE COLLECTION

# CONTENTS

NOLA & ZONA	06 - 21
SÖDERMALM	22 - 29
LARA	30 - 37
COLOGNE & WARSAW	38 - 49
BURFORD	50 - 55
WYNWOOD	56 - 65
JAIDA	66 - 75
<b>Painted Doors</b>	76 - 77
FUSION	78 - 83
BRERA	84 - 95
PAINSWICK	96 - 105
ELSDON	106 - 115
HOLKHAM	116 - 125
THORNHAM	126 - 137
MAYA	138 - 149
DIANI	150 - 161
COLMAR	162 - 173
TAVIRA	174 - 185
CONDESA	186 - 197
Cabinets	198 - 201
Internal Storage	202 - 209
Handles	210 - 221
Worktops	222 - 231
Sinks, Taps & Appliances	232 - 239



## The Perfect Recipe

For success, Gaddesby Kitchens use only the finest quality ingredients, starting with cabinets from ECF, dressed with the latest European finishes by Egger. Combine these with the durability of Egger worktops, and lifetime guaranteed hinge, drawer and lift systems from Blum.

For cutting edge flavour, add sinks, taps and appliances from Caple. Then, finish it all off with the innovative lighting from Sensio. Serve with a dash of personal style.



# NOLA

Sometimes simple design is harder to get just right. But when it comes together perfectly – as in Nola – it's truly beautiful.

## Versatile. From every angle. That's the Nola kitchen.

Bringing together texture, finish and colour with striking geometric lines produces a kitchen guaranteed to have that wow factor, and it certainly doesn't disappoint. It's a masterpiece of style with substance, endlessly practical and easy to live with. The pure lines of the slab drawers and doors with matching edge create a uniform style, with discreet slimline handles, woodgrain detailing and solid co-ordinating colours.






## STYLE NOTES

Here we've kept the colour palette really simple yet delivered what we feel is a striking kitchen design.

Pure Brilliant White worktops work perfectly with the matt finish of Onyx Grey, but the results can be equally stunning when used with Cashmere or Pasadena Pine.

By using shallow open shelved cabinets above one of our single drawer units, you can create not only a functional piece of furniture but a very individual feature too.



FJORD



# ZONA



First impressions count, certainly.  
But a second, closer look  
often reveals the subtle details.

## Sometimes you don't need to shout to be heard.

Take our Zona kitchen for example. Stylish and sophisticated. Elegant and graceful. Practical and refined. Its subtle design details and discreet features, says so much about you without trying too hard. Slab doors with matching edge and fascia in both woodgrains and solid colours give a discreet look, complemented by the integrated trim handle (with handleless options available).








## STYLE NOTES

Zona is all about the subtle handle across the top of the fascia, combining the practicality of a handled fascia with the seamless look of handleless. The trick is to keep it simple.

Solid colours such as Cashmere and Light Grey work brilliantly with the striking woodgrain textured décors of Brown Orleans Oak and Cascina Pine. Alternatively combine two different textured and coloured fascias with the cooler light grey tones of a square-edged worktop, or a glossy marble finish splashback.



ALPINE WHITE



DUST GREY



PEARL GREY



STONE GREY




ANTIQUE PINK



FJORD



PEBBLE GREY



CASHMERE



INDIGO BLUE



ROSE PINK



DAKAR



LIGHT GREY



SILVER GREY



DENIM



ONYX GREY



SMOKE BLUE



**BROWN ORLEANS OAK**



**LIGHT GREY CHICAGO CONCRETE**



**WHITE CHROMIX**



**CASCINA PINE**




**NATURAL HALIFAX OAK**



**WHITE HALIFAX OAK**



**GREY BARDOLINO OAK**



**PASADENA PINE**



**WHITE LEVANTO MARBLE**



**GREY GLADSTONE OAK**



**SAND ORLEANS OAK**



**GREY NEBRASKA OAK**



**TOBACCO HALIFAX OAK**



# SÖDERMALM

Unassuming simplicity. Discreet detailing.  
It's what the Scandinavians do so well.  
As does Södermalm.

## For style, look to Sweden.

As its name suggests, Södermalm is inspired by Nordic culture, bringing together authentic touches of nature and discreet colour to create a distinctive, understated look all of its own. On-trend shades mix with seductive lines, perfectly set off by beautifully thought-out detailing. With a nod to classic Scandinavian design, the plywood effect edging works with a carefully chosen colour palette to create a delightfully minimalist look.

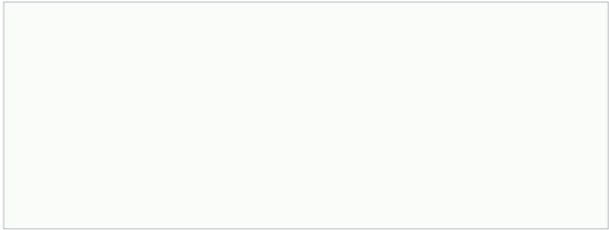


## STYLE NOTES

Possibly the simplest kitchen we've ever designed, Södermalm's solid finishes colours simply mix and match for a look that's modern, functional and still right on-trend — the versatile grey shadings work in any combination.

The fascia's ply effect edging works incredibly well alongside any of the finishes; here, Denim and Alpine White have been complemented by the plywood effect edging.






ALPINE WHITE



INDIGO BLUE



ANTIQUE PINK



LIGHT GREY



DENIM




ROSE PINK



DUST GREY



SILVER GREY



FJORD



SMOKE BLUE



# LARA

A contemporary slab door  
in soft touch matt that brings simplicity  
and serenity to the chaos of any kitchen.



## Soft Lines in Soft Matt

The understated lines of Lara lend themselves well to a kitchen that looks like it was tailored rather than built. It is a style that will never go out of fashion.





DUST GREY

## STYLE NOTES

Make a statement by adding thicker styled handles to a simple slab door.






CASHMERE



LIGHT GREY




DUST GREY



PORCELAIN



GRAPHITE



WHITE



INDIGO BLUE



# COLOGNE

Think French farmhouse style. With a distinct  
21st century twist. Too late...  
Cologne's beaten you to it.

## A new perspective on a traditional look.

Echoes of the old French farmhouse look combined with a distinctly urban edge adds to Cologne's universal appeal. If you're looking for a homely feel, it has it in spades; but at the same time, it delivers crisp, modern styling in a range of on-trend colours. This distinctive square-framed design, with inset flat centre panel, features a traditional bevelled seam perfectly complemented by sleek chrome handles.





## STYLE NOTES

The key here is simplicity: no elaborate mouldings or fussy decoration makes for an effortless look that stays fresh for years to come. To achieve true shaker style, pair wooden worktops and more traditional knobs with a neutral floor. If you love to entertain, be sure to include a Caple under counter wine cabinet for wine loving family and friends.





# WARSAW

No frills, no fuss, no flourishes.  
No wonder Warsaw is such a timeless design.  
And such a popular choice.



Elegantly simple.  
And simply elegant.


The classic shaker style that's stood the test of time: clean, sophisticated, uncluttered. It's beautifully understated, with a simple unpretentious design that combines the familiarity of traditional style with a modern linear look. The best of both worlds, in fact.







DUST GREY



LIGHT GREY



GRAPHITE




MUSSEL




INDIGO BLUE



STONE GREY



IVORY



WHITE



KASHMIR



MARINE BLUE OAK



# BURFORD

With its slim frame, internal profile and v-groove detailing, Burford is adaptable for contemporary or traditional styling.



A small profile makes for a big presence.

When you want the shaker feel and contemporary style, Burford ticks all the boxes. The ALKORCELL smooth matt vinyl finish is both beautiful, family-friendly and up to the task of today's challenges.




### STYLE NOTES

The bold look of Indigo Blue with crisp white marble worktops, brushed nickel handles and glazed doors adds a modern touch to a traditional kitchen.



CASHMERE




PORCELAIN




DUST GREY



GRAPHITE



INDIGO BLUE



LIGHT GREY



# WYNWOOD

Solid, dependable, mature.  
There's a certain grown-up feel to Wynwood.  
It's a kitchen that's come of age.

Classic beauty never goes out of style.


Its lines are so elegant, its style so refined, its tones so cultured. And yet, it offers an understated modern edge, that adds a certain sophistication...rather like salted caramel, it's a sumptuous take on a perennial favourite.





## STYLE NOTES

The woodgrain effect of the distinctive five-piece Wynwood door allows us to create stylishly updated kitchen designs.



Darker worktops such as a Black Pietra Grigia work wonderfully well with Cashmere and Light Grey finishes. Alternatively, use lighter oak effect worktops with rustic characteristics such as White Halifax Oak and combine them with a Graphite Grey Ash finish. The classic door construction brings a style that mixes traditional and modern with this season's solid paint-effect colours and a chic oak effect woodgrain.








CASHMERE ASH



INDIGO BLUE ASH



WHITE ASH



DAKAR ASH




IVORY ASH



OAK




DOVE GREY ASH



MUSSEL ASH




DUST GREY ASH



PARISIAN BLUE ASH



GRAPHITE GREY ASH



STONE GREY ASH



# JAIDA

A modern J Pull door available in both gloss and matt finishes that is ready for you to mix or match however you see fit.



## Smooth is the style


The Jaida door style stands out with its ergonomic and integrated J-Pull handle to help create a clutter-free kitchen for modern living.



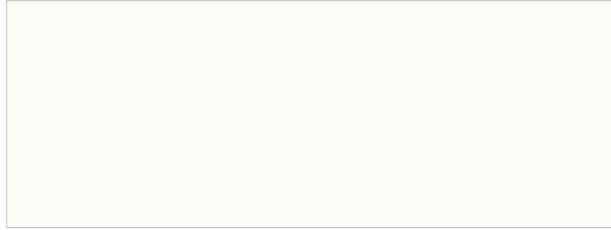
## STYLE NOTES

Traditional wood floors make for a nice contrast against the sleek gloss doors, while highlighting both materials equally. If you'd prefer to keep it simple, you can't lose with the clean, open feel of white and grey finishes.






CASHMERE MATT



WHITE MATT



CASHMERE GLOSS



DUST GREY MATT



DUST GREY GLOSS



GRAPHITE MATT



GRAPHITE GLOSS



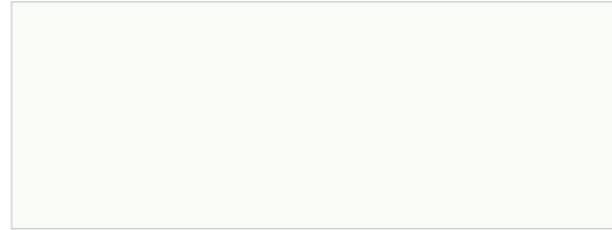
INDIGO BLUE MATT



LIGHT GREY GLOSS



LIGHT GREY MATT



WHITE GLOSS



## Painted Doors

To take this recipe further, Gaddesby Kitchens also includes the perfect finishing touch, the icing on the cake, the coveted painted door.

With an extensive collection of Paint To Order finishes suited to even the most discriminating palette, these timeless designs are sure to add just the right amount of spice to your homes repertoire.



# FUSION

Reflect, for a moment, on all that's great  
in a modern kitchen. And you'll see what makes  
Fusion slick, sleek and stylish.



For sleek and sophisticated style, look no further.

The crisp lines and characteristic slab-style of Fusion add a touch of glamour to any kitchen. Its gleaming finishes are a confident style statement with feature end panels. These painted and lacquered slab doors create a clean look, with a high gloss finish that stays looking beautiful no matter how hard it has to work.






CASHMERE GLOSS



LIGHT GREY GLOSS



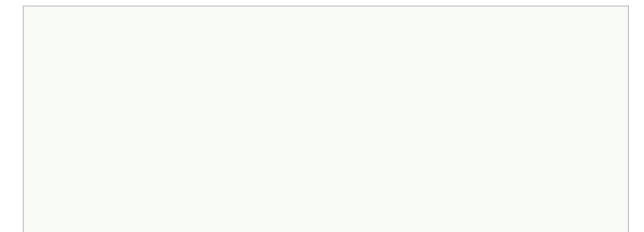
DUST GREY GLOSS



PORCELAIN GLOSS



GRAPHITE GLOSS



WHITE GLOSS

## STYLE NOTES

Fusion really lends itself to a sharp, sophisticated look, with the superb high gloss fascias, painted and lacquered, matched with top quality Gaddesby cabinets made right here in the UK.

It's easy to create an urban industrial look by simply combining a White Levanto Marble worktop with high gloss fascias. Or for a distinctly modern look, team the fascia with our 25mm square-edged Black worktop.



# BRERA

Few designs are truly dramatic. Fewer still can create drama with the rounded style and smooth panache of Brera.



Less is often more.

Take Brera, for example. Strong, angular style mixed with long unbroken lines and smooth surfaces alongside bold accents. It's a look inspired by modern minimalism, a model of uncluttered thinking and clarity of purpose. And the effect is nothing short of dramatic.





AIRFORCE



DUST GREY



IVORY



MARINE



CARDAMOM




GRAPHITE



LAVA



MUSSEL



CASHMERE



GUN METAL GREY



LAVENDAR GREY




PANTRY BLUE



DEEP FOREST



HERITAGE GREEN



LIGHT GREY



PARISIAN BLUE




DEEP HEATHER



INDIGO BLUE




LIGHT TEAL




PORCELAIN



SAGE GREEN



TAUPE GREY



SHELL




VINTAGE PINK




SLATE BLUE



VIRIDIAN



STONE



WILLOW



STONE GREY








LIGHT GREY CHICAGO CONCRETE




### STYLE NOTES

Brera's White Gloss finish works timelessly with marble effect worktops. For a really contemporary look, choose cool-toned Light Grey Chicago Concrete for your worktop.

The minimalist design of Brera, with its integrated handles, means form meets function and less truly is more.




CASHMERE GLOSS



LIGHT GREY GLOSS



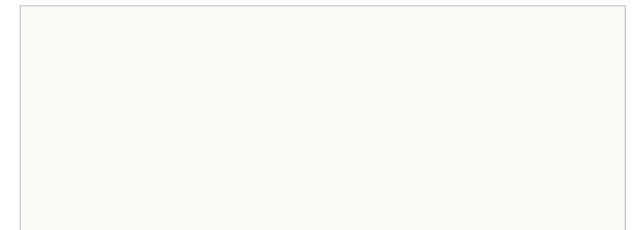
DUST GREY



PORCELAIN GLOSS



GRAPHITE GLOSS



WHITE GLOSS





# PAINSWICK

The refined taste of this inframe effect door style gives both a touch of elegance and timelessness.



The flawless choice  
for your dream kitchen.

From its smooth matt paint to its inframe  
router shaker effect, this door spares no detail  
to make your dream kitchen a masterpiece.



## STYLE NOTES

The trendy Slate Blue of Painswick when framed with the timelessness of Light Grey, creates an island that commands attention while allowing your overall kitchen to maintain a traditional and homely feel.



AIRFORCE



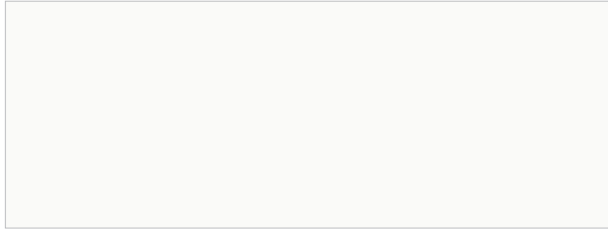
DEEP HEATHER



INDIGO BLUE




LIGHT TEAL



BRILLIANT WHITE



DUST GREY



IVORY



MARINE



CARDAMOM



GRAPHITE



LAVA



MUSSEL



CASHMERE



GUN METAL GREY



LAVENDAR GREY




PANTRY BLUE



DEEP FOREST



HERITAGE GREEN



LIGHT GREY




PARISIAN BLUE




PORCELAIN




STONE GREY



SAGE GREEN



TAUPE GREY



SHELL




VINTAGE PINK




SLATE BLUE



VIRIDIAN



STONE



WILLOW





# ELSDON

A clean, smooth matt sophisticated shaker, serving up everyday living with a side of style.





## STYLE NOTES

Break up the kitchen island with contrasting worktops to create a dual purpose space: one for storage and a decorative focal point; the other meant for preparing meals. When complimented with simple knobs these contrasting finishes take centre stage.







AIRFORCE



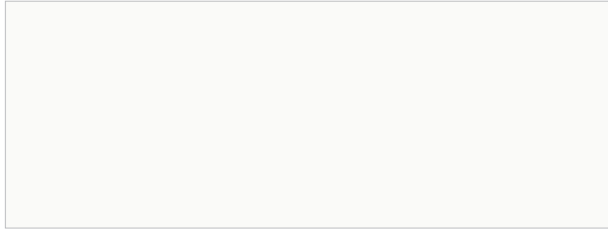
DEEP HEATHER



INDIGO BLUE




LIGHT TEAL



BRILLIANT WHITE



DUST GREY



IVORY



MARINE




CARDAMOM



GRAPHITE



LAVA



MUSSEL



CASHMERE



GUN METAL GREY



LAVENDAR GREY




PANTRY BLUE



DEEP FOREST



HERITAGE GREEN



LIGHT GREY



PARISIAN BLUE




PORCELAIN




STONE GREY




SAGE GREEN



TAUPE GREY



SHELL




VINTAGE PINK




SLATE BLUE



VIRIDIAN



STONE



WILLOW





# HOLKHAM

A modern handleless door style meets a shaker frame to create an effortless, integrated look that is destined to become a classic.



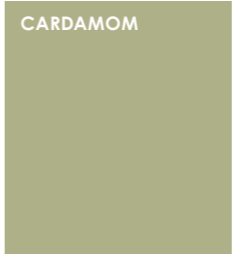
## The priceless look of simplicity.

The design and style of Holkham never disappoints when you enter this kitchen. Form meets function with a wide choice of finishes to allow your personal style to shine through.





VINTAGE PINK



CARDAMOM

### STYLE NOTES

With the seamless style of Holkam it's easy to use tall cabinets as built in storage to create a cozy breakfast nook. Just add your own comfy furnishings in your favourite colours for a style which is easy to update with evolving trends.



AIRFORCE



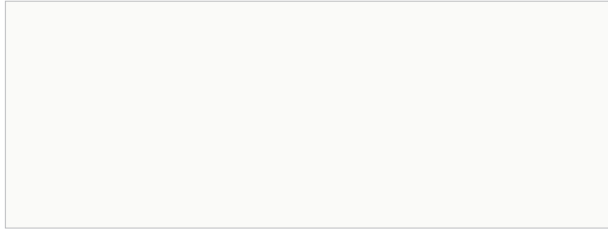
DEEP HEATHER



INDIGO BLUE




LIGHT TEAL



BRILLIANT WHITE



DUST GREY



IVORY



MARINE




CARDAMOM



GRAPHITE



LAVA



MUSSEL



CASHMERE



GUN METAL GREY



LAVENDAR GREY




PANTRY BLUE



DEEP FOREST



HERITAGE GREEN



LIGHT GREY



PARISIAN BLUE



PORCELAIN



STONE GREY




SANDED ASH




SAGE GREEN



TAUPE GREY



SHELL




VINTAGE PINK




SLATE BLUE



VIRIDIAN



STONE



WILLOW



# THORNHAM

A minimalist take on the shaker style  
that is truly worthy of envy in any setting.  
Welcome home to Thornham.



Exceeding design expectations every day. In every way.

The simple beauty of painted wood in intriguing colours gives Thornham a fresh look while providing the design options modern living demands. The best of both worlds means never having to settle for less when you choose Thornham.







## STYLE NOTES

To make Thornham, or any other style of painted door stand out, try utilising some of the Gaddesby Kitchens trendier colours which allow you to make a bold statement with your kitchen design.





AIRFORCE



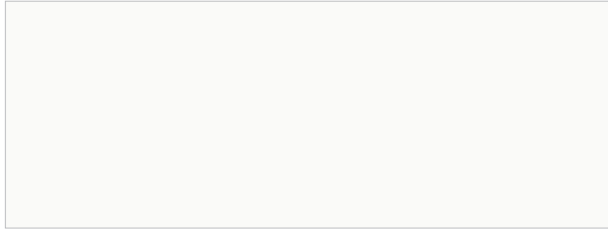
DEEP HEATHER



INDIGO BLUE




LIGHT TEAL



BRILLIANT WHITE



DUST GREY



IVORY



MARINE



CARDAMOM



GRAPHITE



LAVA



MUSSEL



CASHMERE



GUN METAL GREY



LAVENDAR GREY




PANTRY BLUE



DEEP FOREST



HERITAGE GREEN



LIGHT GREY



PARISIAN BLUE



PORCELAIN




STONE GREY




SANDED ASH




SAGE GREEN



TAUPE GREY



SHELL




VINTAGE PINK




SLATE BLUE



VIRIDIAN



STONE



WILLOW



# MAYA

Beautifully simple. And simply beautiful.  
That's what makes the traditional shaker style  
so popular, and Maya so irresistible.



Timeless. Traditional. On-trend.  
Maya's all you need it to be.

The framed shaker look. It adds just the right amount of simplistic design to create interest, yet allows a vast range of features to be added to turn it into a classic or contemporary masterpiece. How you style it is entirely up to you. But whatever you decide, Maya's 18mm doors and smooth painted, subtle-sheen style will provide the perfect blank canvas for your ideas.







**STYLE NOTES**

For a classic shaker look choose our Natural Halifax Oak worktop and WINDSOR Pewter knobs. Alternatively, create your own take on the shaker style by pairing a modern handle to create a subtle, updated feel.





AIRFORCE



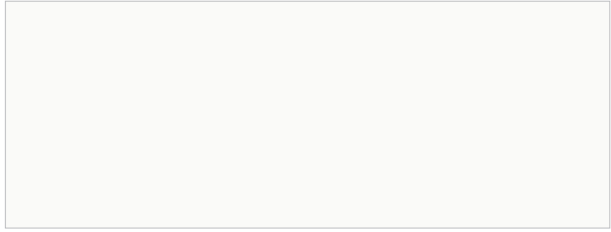
DEEP HEATHER



INDIGO BLUE




LIGHT TEAL



BRILLIANT WHITE



DUST GREY



IVORY



MARINE



CARDAMOM



GRAPHITE



LAVA



MUSSEL



CASHMERE



GUN METAL GREY



LAVENDAR GREY




PANTRY BLUE



DEEP FOREST



HERITAGE GREEN



LIGHT GREY




PARISIAN BLUE




PORCELAIN




STONE GREY



SAGE GREEN



TAUPE GREY



SHELL




VINTAGE PINK




SLATE BLUE



VIRIDIAN



STONE



WILLOW





# DIANI

Little details often make the biggest difference.  
The unexpected splash of colour.  
The subtle hint of flavour.  
The discreet beading of Diani.

## A refreshing twist. Take a closer look at Diani.

You may not see it straight away. But on closer inspection, you'll notice Diani offers a shaker style with a difference. Its 18mm thick, smooth painted doors with an understated sheen have that familiar framed look, but the internal beading around the centre panel brings that little extra contrast to the design, adding just enough grace and interest to make the subtlest of statements.





LIGHT GREY



GRAPHITE



## STYLE NOTES

Diani brings a refreshing element on the traditional shaker style door. For a truly elegant style, team Diani's fascia with brass knobs and our 25mm square edge Grey Braganza Granite worktop.

VIRIDIAN

GRAPHITE



AIRFORCE



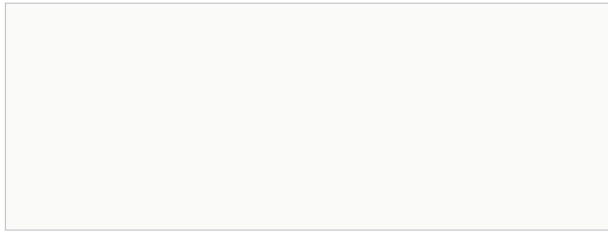
DEEP HEATHER



INDIGO BLUE



LIGHT TEAL



BRILLIANT WHITE



DUST GREY



IVORY




MARINE




CARDAMOM




GRAPHITE



LAVA



MUSSEL




CASHMERE



GUN METAL GREY



LAVENDAR GREY




PANTRY BLUE



DEEP FOREST



HERITAGE GREEN



LIGHT GREY



PARISIAN BLUE







PORCELAIN




STONE GREY



SAGE GREEN



TAUPE GREY



SHELL




VINTAGE PINK




SLATE BLUE



VIRIDIAN



STONE



WILLOW





# COLMAR

It's human nature; the desire to go further and extend  
our capabilities beyond what was previously possible.  
Just as Colmar does for the shaker style.

## Enduring elegance, taken a step further. That's Colmar.

Just how far can the traditional simplicity of the shaker style go? You'd be surprised. Certainly, Colmar features the 5-piece, solid-framed flat-panelled door in solid, 20mm-thick oak or ash as you'd expect, the brushed painted finish giving a greater depth of grain to add to its ageless beauty. But it also offers a myriad of possibilities with glazed doors, curved ends and open shelving.








**STYLE NOTES**

Beautifully distinctive, Colmar can be tailored to suit any taste. Combine Vintage Pink and Slate Blue from our vast choice of finishes, with our White Cararra Marble worktops for a truly dramatic shaker style. Alternatively, consider Colmar's Light Grey fascia with our 25mm Anthracite Metal Rock worktop for a more contemporary feel.





AIRFORCE



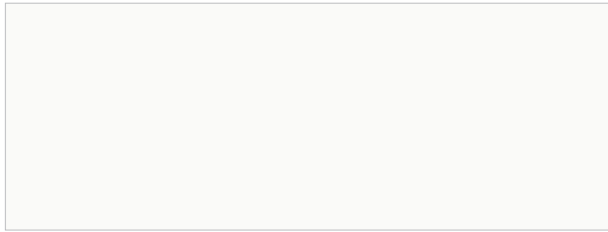
DEEP HEATHER



INDIGO BLUE



LIGHT TEAL



BRILLIANT WHITE



DUST GREY



IVORY




MARINE




CARDAMOM




GRAPHITE



LAVA



MUSSEL




CASHMERE



GUN METAL GREY



LAVENDAR GREY




PANTRY BLUE



DEEP FOREST



HERITAGE GREEN



LIGHT GREY



PARISIAN BLUE



PORCELAIN



STONE GREY



LIGHT OAK




SAGE GREEN




TAUPE GREY



SANDED ASH



SHELL




VINTAGE PINK




SLATE BLUE



VIRIDIAN



STONE



WILLOW



# TAVIRA

Should design classics be updated?  
It's an interesting question.  
And in the case of the shaker kitchen,  
Tavira provides the perfect answer.






## Contemporary. Classic. Tavira.

The style of shaker has never fallen from grace. But that's not to say it can't be given a refreshing twist. Here, the 5-piece oak or ash 20mm-thick door features a discreet internal moulding, adding a touch of character – while the brushed finish highlights the depth of the grain. With design options from glazing to over mantles, Tavira is a contemporary classic.







## STYLE NOTES

The internal mouldings characterise this contemporary style door. For a distinctive twist add open shelves for those showstopping appliances. To create a stately country house vibe, pair a mantel with an integrated extractor hood and traditional gas range.





AIRFORCE



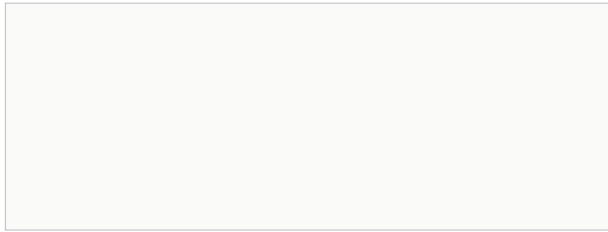
DEEP HEATHER



INDIGO BLUE



LIGHT TEAL



BRILLIANT WHITE



DUST GREY



IVORY



MARINE




CARDAMOM




GRAPHITE



LAVA



MUSSEL




CASHMERE



GUN METAL GREY



LAVENDAR GREY




PANTRY BLUE



DEEP FOREST



HERITAGE GREEN



LIGHT GREY



PARISIAN BLUE



PORCELAIN




STONE GREY



LIGHT OAK




SAGE GREEN




TAUPE GREY



SANDED ASH



SHELL



VINTAGE PINK



SLATE BLUE



VIRIDIAN



STONE



WILLOW



# CONDESA

Elegantly proportioned, beautifully finished.  
With its raised panel design,  
Condesa already feels like an instant classic.

A Condesa kitchen.  
It's just a touch different.

Contours as pleasing to the eye as they are to the touch. With Condesa, the design inspiration is definitely shaker – but with a centre panel that raises it above the ordinary. The 20mm thick, 5-piece solid frame in oak or ash echoes traditional proportions, while the brushed finish accentuates the depth of grain for even more style.










## STYLE NOTES

To create a real statement, try mixing the glazed dressers with a marble worktop. For a rich shaker style, Gun Metal and Oak finishes make for a truly impressive look.





AIRFORCE



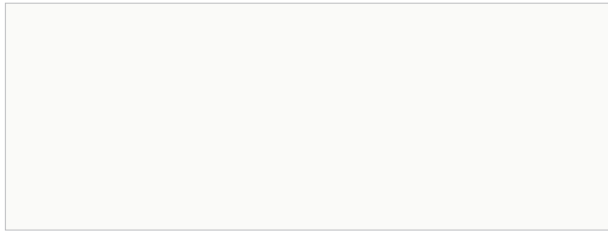
DEEP HEATHER



INDIGO BLUE



LIGHT TEAL



BRILLIANT WHITE



DUST GREY



IVORY



MARINE




CARDAMOM




GRAPHITE



LAVA



MUSSEL




CASHMERE



GUN METAL GREY



LAVENDAR GREY




PANTRY BLUE



DEEP FOREST



HERITAGE GREEN



LIGHT GREY



PARISIAN BLUE



PORCELAIN




STONE GREY



LIGHT OAK




SAGE GREEN




TAUPE GREY



SANDED ASH



SHELL




VINTAGE PINK




SLATE BLUE



VIRIDIAN



STONE



WILLOW




# Cabinets


It's all about quality and durability.  
It's what Gaddesby Kitchen cabinets are renowned for.  
And because we manufacture them ourselves we know  
they're built to a consistently high standard.

Whichever style you choose, they will always be fitted  
with Blum's hinge, lift or drawer systems, which have  
a lifetime guarantee as standard. So if you want to  
know the real strength of a GADDESBY Kitchen,  
simply take a look inside...





ALABASTER



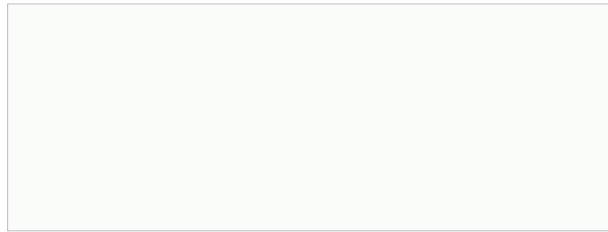
LIGHT GREY



CASCINA PINE



PASADENA PINE




ALPINE WHITE




ONYX GREY




GREY BARDOLINO OAK




WHITE CHROMIX



CASHMERE



PLATINUM WHITE



GREY NEBRASKA OAK



DAKAR



SILVER GREY



LANCASTER OAK



DUST GREY



STONE GREY



LIGHT GREY CHICAGO CONCRETE



# Internal Storage

This is where we get really clever. In any kitchen, the efficient use of space is vital — and from simple wine racks to ingenious carousel systems for corner cupboards, you won't believe the options available.

## Making the most of ALL your kitchen space.

Our Innostor range is manufactured and designed by us, so you can be sure every product is of the highest quality.

The Innostor Plus storage solution range incorporates heavy duty runner mechanisms with smooth soft-operation. Chrome gallery rail sides complement the matt grey base giving the range a stylish, functional touch. From small individual basket applications to full height extension larders, Innostor Plus has you covered.

### THE INNOSTOR PLUS RANGE FEATURES INCLUDE:

- Solid bases, shelves or baskets
- Anti-slip surfaces
- Soft-closing runners
- Chrome finished gallery rails
- Adjustable tray locations
- Full extension opening
- Concealed runners
- Self-centring action on rotating carousels



### Base Pull Outs

The perfect solution to the age-old problem of reaching into the back of floor-level units, our Base Pull Outs offer a range of sturdy options. Each smoothly slides out to display the entire contents, making it so much easier to find what you need and see exactly what's stored in every cupboard.



### Individual Pull Outs

For larger items in particular, Individual Pull Outs give you simple access to every item stored at floor-level – making it easier to lift out heavy pots and pans, or reach every piece of your dinner service, for example. A range of options is available, all featuring sturdy construction and super-smooth runners.

innostor+plus™

blum®

Built for living.  
Guaranteed for a lifetime.



## SPACE TOWER

Makes use of the full depth of your cabinet with our Space Tower. Thanks to full extension, even those provisions stored in the furthest corner of the pull-out are easy to access.

Ample storage space is the main priority with this clever cabinet solution. Make the best possible use of all your available space by clearly arranging items and storing them in this handy pull out.

*blum*



## Tall Larder Pull Out

A brilliant way to access all your store cupboard items, these tall storage units pull out smoothly and easily to prevent items from moving around. Solidly constructed yet taking little effort to operate, the low wire sides make identifying the contents simple and straight forward.







## Carousel

A tried and tested way of using every inch of corner unit space, the carousel offers simple, direct access to every item. A wide variety of innovative designs is available, including semi-circle, three-quarters and full circle, with a choice of trays and storage compartments.

## Blind Corner Optimiser

Storage should be about maximising the space available – and the blind corner optimiser does just that. No more dead space in corner units, this cleverly-designed solution allows you to smoothly slide out one side followed by the second to give easy access to everything stored in there.



## Bins

With more emphasis on the environment, the kitchen bin has become a recycling, composting and general waste station. Available in a variety of sizes and formats, our integrated bins are the ideal solution to separate waste easily as well as keeping it out of sight.



## Nuvola Twin Shelf

The Nuvola makes the most of corner space and is stylishly finished in grey and chrome. Each swing shelf is independently mounted on a permanent shelf or cabinet base and can take a hefty 20kg load – making Nuvola ideal for pans and larger items.




# Handles

A different dimension, a fresh twist...  
it's surprising how your choice of handles  
can utterly transform your kitchen design.  
And with such a huge range available,  
the possibilities are endless.

## Get a handle on it.

Handles are one of the simplest ways to personalise any kitchen. They can add sleek, modern styling or be a subtle or traditional feature for the perfect finishing touch. Think of them as the jewellery for your kitchen.

With over 900 different handles to choose from, covering all sorts of shapes, materials and design styles, we can only show a small selection of our core handles in this brochure. Be sure to ask your retailer to see the complete range available.





**DECO**

Pull Handle  
 174mm | 334mm Lengths  
 160mm | 320mm Centres

FINISHES:  
 Black  
 Pewter  
 Satin Brass



**FENDER KNURLED**

T Bar Handles 160mm Centres  
 T Bar Knob 50mm Length

FINISHES:  
 Chrome  
 Satin Brass  
 Smoked Black



**FENDER KNURLED**

Round Post Knobs 30mm Diameter  
 Round Knobs 29mm Diameter


FINISHES:  
 Chrome  
 Satin Brass  
 Smoked Black



**CROFTON**

Rear Fixed Base  
60mm | 200mm

FINISHES:  
Antique Copper  
Black  
Brushed Nickel  
Satin Chrome



**CAMDEN**

D Handle  
128mm | 160mm | 192mm | 320mm Centres

FINISHES:  
Antique Black  
Antique Copper  
Brushed Nickel  
Chrome  
Pewter  
Satin Brass



**CAMDEN**

Rectangular Knob 59mm

FINISHES:  
Antique Black  
Antique Copper  
Brushed Nickel  
Chrome  
Pewter  
Satin Brass

**CAMDEN**

Cup Handle 96mm Centres

FINISHES:  
Antique Black  
Antique Copper  
Brushed Nickel  
Chrome  
Pewter  
Satin Brass





**KENSINGTON**

Rear Fixed Base  
50mm | 100mm | 200mm

FINISHES:  
Chrome  
Pewter  
Satin Brass  
Satin Chrome



**WINDSOR**

Latch Handle 128mm Centres  
D Handle 96mm | 160mm Centres  
Cup Handle 64mm | 96mm Centres  
Square Knob & Backplate 32mm Diameter  
Round Knob 32mm | 38mm Diameter

FINISHES:  
Brush Nickel  
Chrome



**WINDSOR**

Round Knob 32mm | 38mm Diameter  
Cup Handle 64mm | 96mm Centres

FINISHES:  
Antique Black  
Antique Copper  
Satin Brass

**SLIM SQUARE**

D Handle  
96mm | 160mm | 192mm | 320mm Centers

FINISHES:  
Antique Black  
Antique Copper  
Brushed Nickel  
Chrome  
Pewter\*  
Satin Brass\*

\*96mm not available in Pewter and Satin Brass



**LAMBETH**

D Handle  
160mm | 320mm Centres

FINISHES:  
Antique Black  
Pewter



**VERL**

D Handle  
160mm Centres

FINISHES:  
Black  
Stainless Steel



**FINSBURY**

Round Knob 35mm Diameter  
D Handle 96mm Centres  
Cup Handle 64mm Centres

FINISHES:  
Pewter

**LANY**

D Handle  
160mm | 320mm Centres

FINISHES:  
Antique Copper / Chrome  
Black / Chrome  
Pewter / Chrome





# Worktops

The perfect worktop not only has to look great in your chosen kitchen style, it has to work hard too. Ideally, it should take whatever you throw at it everyday— from slicing bread, to rolling pastry and chopping vegetables. Then, with one wipe, look good as new.



## Sophisticated Simplicity in 16mm, 25mm and 38mm.

Our EGGER Worktops Collection offers an exciting and versatile range of high quality and durable worktops. From walnut to oak and concrete to marble, there is a finish to suit every interior.

The 38mm postformed range has 24 finishes in woodgrains and material reproductions. Six of these finishes are also available in our elegant 16mm square edge worktops. Four Feelwood oak decors are available in 38mm square edge and six material reproductions in 25mm square edge. Each range offers matching splashbacks and upstands.

The real beauty of our worktops is in their attention to detail. Whether you choose a classic look or sleek modern style, each worktop is beautifully finished. The individually-created textures look and feel just like the natural equivalent – but without the ongoing care and maintenance of stone or solid wood.

They're also a more environmentally-friendly option, being PEFC accredited and easy to recycle.



### TOUGH STAINS, TOUGHER WORKTOPS.

Everyday marks such as coffee, red wine, curry and shoe polish can be easily removed with a damp cloth and mild surface cleaner.

### CRASH, BANG...NO PROBLEM.

Even if a heavy object accidentally falls out of a cupboard, don't worry – these high density worktops can take it.

### STANDING THE HEAT.


As they'll be located next to hot ovens and microwaves, we've tested them up to 180°C.

### ALWAYS UP TO SCRATCH.


Whatever your family throws at the highly durable laminate surface, it'll always keep its good looks.

### FREE FROM FADE AWAY.

While wood can lose or change colour with long-term exposure to sunlight, our laminates don't.



**ANTHRACITE PIETRA GRIGIA | 16MM**




**WHITE CARRARA MARBLE | 16MM**




**WHITE CHROMIX | 25MM**




**NATURAL HALIFAX OAK | 38MM**



**BLACK PIETRA GRIGIA | 16MM**




**ANTHRACITE METAL ROCK | 25MM**




**WHITE LEVANTO MARBLE | 25MM**




**PEWTER HALIFAX OAK | 38MM**



**CHROMIX SILVER | 16MM**



**BLACK GOLD METAL SLATE | 25MM**



**SAND GREY GLAZED HALIFAX OAK | 38MM**



**LIGHT GREY METAL ROCK | 16MM**




**GREY BRAGANZA GRANITE | 25MM**



**WHITE HALIFAX OAK | 38MM**



**SILVER GREY METAL SLATE | 16MM**



**GREY SIENA MARBLE | 25MM**



ANTHRACITE JURA SLATE | 38MM




CASCINA PINE | 38MM




GREY SPARKLE GRAIN | 38MM



NATURAL HAMILTON OAK | 38MM



ANTHRACITE PIETRA GRIGIA | 38MM




CHROMIX SILVER | 38MM



LIGHT CEFALU CONCRETE | 38MM



OAK BUTCHERLOCK | 38MM



BLACK PIETRA GRIGIA | 38MM



DARK HUNTON OAK | 38MM



LIGHT GREY CHICAGO CONCRETE | 38MM



PASADENA PINE | 38MM



BLACK SPARKLE GRAIN | 38MM




GREY BARDOLINO OAK | 38MM



LIGHT GREY METAL ROCK | 38MM



PREMIUM WHITE | 38MM




BRONZE CHROMIX | 38MM



GREY BROWN WHITERIVER OAK | 38MM



LIGHT GREY VALMASINO MARBLE | 38MM



SILVER GREY METAL SLATE | 38MM



TRAVERTINE TAVALO TAUPE | 38MM



WALNUT BUTCHERBLOCK | 38MM



WHITE CARRARA MARBLE | 38MM



WHITE SPARKLE GRAIN | 38MM





## Sinks, Taps & Appliances

The finishing touches can make all the difference when it comes to creating your dream kitchen. Caple sinks are made in ceramic, granite, glass or stainless steel and our taps range from the classic to the high-tech to bring your kitchen to life.

## Think about sinks.

People use sinks in many different ways. Do you require a drainer? How many bowls do you need and what sizes will be most useful? How about the space you have available? Now turn your attention to style. What will go best with your kitchen? Finally, you need to choose the finish: metallic steel, ceramic, stainless steel, or granite?

Ask your retailer about viewing the complete portfolio of Caple sinks to accent your Gaddesby Kitchen.



## Talk about taps.

A tap can make a real statement in your kitchen. Rising above the worktops, the kitchen taps often draw the eye, especially in an island unit. Choose a curvy traditional tap or a more contemporary minimalist look. Tap technology has advanced in recent years, and you can install a tap that filters water, or a steaming hot water tap for an extra-fast tea.

Caple taps come in multiple finishes to match or contrast, including traditional stainless steel, modern black and an array of trendy metallics. Ask your retailer about the complete portfolio of Caple taps you can choose from to complete your Gaddesby Kitchen.



## In awe of appliances.

You spend a lot of time in the kitchen – so give it the quality and creativity it deserves. Whether you're a keen chef or simply love the social side of the kitchen, Caple has a vast range of appliances for cooking, cooling and washing. You can even add some fancy extras, such as a warming drawer, coffee machine or a wine cabinet. Choose one of each to cook up a perfectly balanced kitchen, or simply choose à la carte appliances from the menu as needed.

Ask your retailer about the complete portfolio of Caple appliances to complete your Gaddesby Kitchen.







**DISCLAIMER:**

In the interests of our ongoing product development programme East Coast Fittings Ltd reserve the right to discontinue, amend designs, materials or production methods of any of the products featured within this publication without prior notice.

Whilst every care has been taken to ensure that colours and finishes in this publication are accurate, due to the printing process involved in the production of this publication the reproduction of colours and finishes cannot be guaranteed as a true likeness. They should therefore only be used as a guide. Please also note that lead times may vary by finish.

All images and illustrations featured in this publication are the copyright of East Coast Fittings Ltd. Images and Illustrations may not be reproduced, copied, transmitted or manipulated without the permission of East Coast Fittings Ltd.

GADDESBY  
KITCHENS

◀ECF▶

EDITION 07  
SS.BR.2005